


# STEPS TO A SUCCESSFUL PRINT JOB

A Guide to Custom Printed Packaging



## CONTACT IMPAK

Get connected with a print specialist who will help you choose the correct packaging for your product.



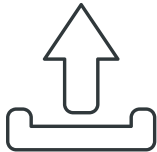
## RECEIVE GUIDELINES AND FAQ SHEETS

Our specialist will send you the information needed to create a successful custom printed package.



## RECEIVE QUOTE & DEPOSIT FORM

Once you've decided on the size and material of your packaging, we'll send a quote and a security deposit form.



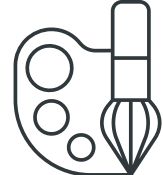
## SEND YOUR ARTWORK

Send your artwork for our design department to review. Need artwork? Let us know, we can help.



## SUBMIT YOUR DEPOSIT

Ready to start moving forward? Submit your deposit to secure your place in our production schedule.



## RECEIVE YOUR MASTER PROOFS

Your artwork will be submitted to our production department to receive the final plate count and PDF proofs.



## APPROVE MASTER PROOFS

Everything correct on your master proofs? Send over your signed approval and you'll receive the invoices needed to begin the production process.\*